Blinds by Post

How to Measure for Wood/Faux Wood Venetian Blinds



MEASURING INSTRUCTIONS

What you'll need:

Tape Measure



Pencil



Paper



Phone, tablet or PC



1. Choose your fitting option:



Recess

Recess fitting creates a clean, built-in look by sitting neatly inside the window recess. It's ideal if you want a tidy finish with minimal light gaps.

Please note: If your recess is less than 60mm, the window tilts inwards, or there are any obstructions you may need to fit outside the recess.



Exact Fitting Size

Exact fitting is perfect if your window tilts inwards, or has obstructions, as the blind fits the exact size you need. It also allows you to cover more of the window area for better light control.



Bracket to Bracket

Bracket to Bracket is the perfect choice for windows where Brackets are installed first.

STEP 1

Recess:
Measure the width of your recess in 3 places, ensuring to use the smallest measurement.

Check for width obstructions – For Recess account for any obstructions like tiles in your recess, which may affect its effective width. Measure between these points and use this figure as your width measurement when ordering your blind. (For wider tops, consider ordering an uncut pelmet that can be tailored to fill the full width at the top of your window recess.)

Please note: For recess we will make the necessary deduction to ensure you blind fits exactly within your recess.

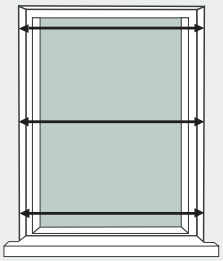



Measure between obstructions

MEASURING INSTRUCTIONS

Exact Fitting Size:
Measure the width of where you will be installing your Wood/Faux Venetian Blind in 3 places, ensuring to use the smallest measurement.

Top Tip: For exact fitting size, we'd recommend to add 50mm overlap on all sides to ensure coverage of the window.

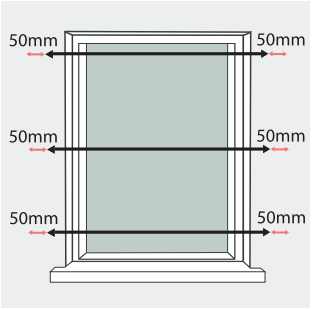

Bracket to Bracket:
Measure the width from bracket to bracket, measuring from the inside edge of the left bracket to the inside edge of the right bracket. Take the measurement at the top where the blind will sit, making sure the tape is straight and level. Measure more than once to check accuracy and record the smallest measurement in millimetres to ensure the blind fits correctly.

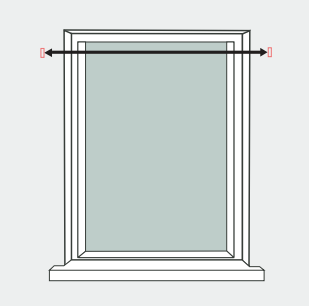

STEP 2

Recess:
Measure the drop of your recess in 3 places, ensuring to use the **smallest measurement.**

Please note: For recess we will make the necessary deduction to ensure your blind fits exactly within your recess.

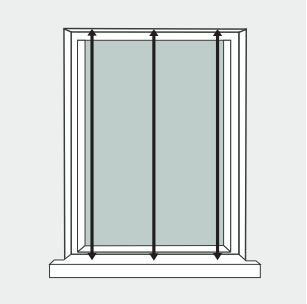

Exact Fitting Size:
Measure the drop of where you will be installing your Wood/ Faux Venetian Blind in 3 places, ensuring to use the **smallest measurement.**

Top Tip: For exact fitting size, we'd recommend to add 50mm overlap on all sides to ensure coverage of the window, depending on obstructions *(If you have a windowsill you will not need to add 50mm to the drop measurement).*

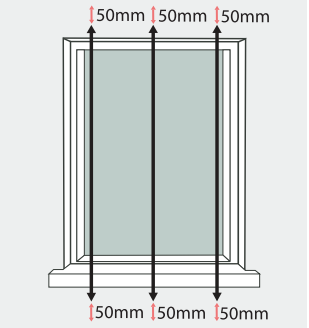

Bracket to Bracket:
Measure the drop from the top fixing point of the brackets down to where you want the blind to finish in 3 places, ensuring to use the **smallest measurement.** This could be the window sill, the bottom of the recess, or just below the window, depending on your preference.

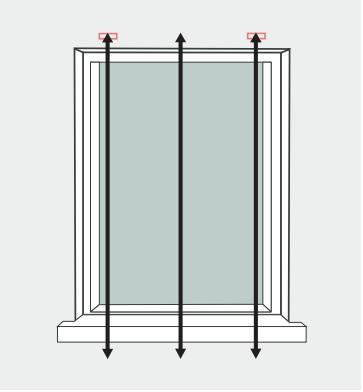

STEP 3

Choose your pelmet option.

Flush Cut To Size:



The pelmet will be cut to your specified width. For Recess measurements, it will be cut 2mm shorter for a snug fit.

Pelmet Cut with Returns:



The pelmet will be cut to your entered width with mitred ends and includes two 75mm mitred returns. This Exact measurement option is designed for outside-recess fitting, covering exposed blind ends and brackets for a professional finish.

Uncut:



The pelmet inside the box is left uncut, to the full box width. One end will be mitred, and one end will be cut straight. We will also supply two pelmet returns which are both mitred.

STEP 4

Enter the smallest width and drop measurements into our website.

For recess ensure to check 'recess', for exact size ensure to check 'exact fitting size' and for bracket to bracket ensure to check 'bracket to bracket'.

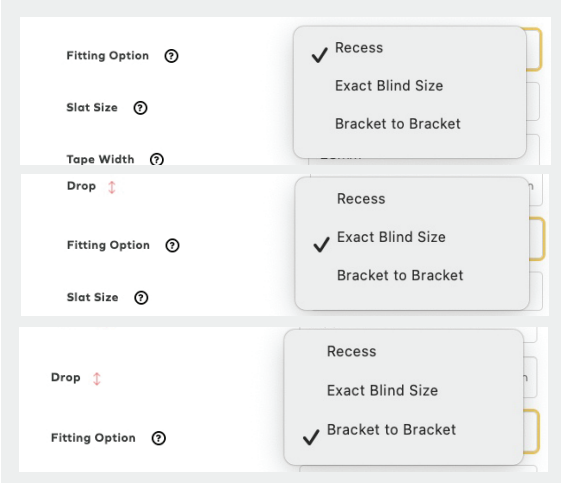

ADD THE FINISHING **TOUCHES!**

Shop our range of toggles and swap your standard toggles for a stylish upgrade, adding the perfect finishing touch to your Wood/Faux Venetian blinds.





CLICK ME

SHOP NOW

You're all done!

Pop your measurements into our website and add to your basket to order your new Wood/Faux Venetian Blinds.

Still need advice? Call our friendly customer service team on **01274 214466** or visit our website **www.blindsbypost.co.uk** & use our live chat.